

# CHICOPEE PUBLIC SCHOOLS

## 2016 STATE OF THE DISTRICT

LYNN A. CLARK  
ASSISTANT SUPERINTENDENT  
FOR INSTRUCTION AND ACCOUNTABILITY

# Goals for Today

- ▶ Update on Statewide Assessments
- ▶ District Accountability Data
- ▶ Celebrate Success & Accomplishments
- ▶ Next Steps

# Update on Statewide Assessments

- Next Generation MCAS Testing in Grades 3-8 District-Wide
- Legacy MCAS Testing continued at High School level
  - The current 8<sup>th</sup> grade (class of 2021) will be the initial group to take the Next Generation Test at the High School Level.

# Schools – Accountability and Assistance Levels 2016

## Accountability Information

[About the Data](#)










### Accountability and Assistance Level

**Level 3** One or more schools in the district classified into Level 3

This district's determination of need for special education technical assistance or intervention

### Needs Technical Assistance (NTA)

### This district's progress toward narrowing proficiency gaps (Cumulative Progress and Performance Index: 1-100)

Student Group (Click group to view subgroup data)	On Target = 75 or higher - ■			<a href="#">View Detailed 2016 Data</a>
	Less progress	More progress		
<a href="#">All students</a>		■	59	Did Not Meet Target
<a href="#">High needs</a>		■	57	Did Not Meet Target
<a href="#">Econ. Disadvantaged</a>			-	
<a href="#">ELL and Former ELL</a>		■	60	Did Not Meet Target
<a href="#">Students w/disabilities</a>		■	60	Did Not Meet Target
<a href="#">Amer. Ind. or Alaska Nat.</a>			-	
<a href="#">Asian</a>		■	70	Did Not Meet Target
<a href="#">Afr. Amer./Black</a>		■	74	Did Not Meet Target
<a href="#">Hispanic/Latino</a>		■	58	Did Not Meet Target
<a href="#">Multi-race, Non-Hisp./Lat.</a>		■	55	Did Not Meet Target
<a href="#">Nat. Haw. or Pacif. Isl.</a>			-	
<a href="#">White</a>		■	67	Did Not Meet Target

# Chicopee Schools Accountability Data

School	2012	2016
Barry	Level 1	Level 1
Bowe	Level 3	Level 1
Bowie	Level 2	Level 2
Fairview	Level 3	Level 2
Lambert Lavoie	Level 2	Level 1
Litwin	Level 2	Level 1
Streiber	Level 2	Level 2
Stefanik	Level 3	Level 1
Bellamy Middle	Level 3	Level 2
Dupont Middle	Level 2	Level 2
Chicopee High	Level 3	Level 3
CCHS	Level 3	Level 3
Academy	Not Enough Data	Level 3

# State – Accountability and Assistance Levels 2016

## 2016 Accountability Data – State Totals

### Accountability Information

#### Accountability and Assistance Level

-

#### This district's determination of need for special education technical assistance or intervention

-

### The state's progress toward narrowing proficiency gaps (Cumulative Progress and Performance Index: 1-100)

Student Group (Click group to view subgroup data)	On Target = 75 or higher - ■			View Detailed 2016 Data	Chicopee	Difference
	Less progress	More progress				
All students		■	52	Did Not Meet Target	59	+9
High needs		■	45	Did Not Meet Target	57	+12
Econ. Disadvantaged				-		
ELL and Former ELL		■	59	Did Not Meet Target	60	+1
Students w/disabilities		■	49	Did Not Meet Target	60	+ 11
Amer. Ind. or Alaska Nat.		■	53	Did Not Meet Target		
Asian		■	76	Met Target	70	-6
Afr. Amer./Black		■	51	Did Not Meet Target	74	+23
Hispanic/Latino		■	55	Did Not Meet Target	58	+ 3
Multi-race, Non-Hisp./Lat.		■	52	Did Not Meet Target	55	+3
Nat. Haw. or Pacif. Isl.		■	64	Did Not Meet Target		
White		■	54	Did Not Meet Target	67	+13

# Celebrate Success!

- \* Litwin achieved Level 1
- \* Fairview achieved Level 2
- \* All Chicopee Elementary and Middle schools are now Level 1 & 2

CONGRATULATIONS TO STUDENTS, STAFF AND PARENTS!

# CPI Standouts -

## ○ Highest CPI -

- ELA – CCHS 96.6
- Math – Barry School 96.2
- Science – Litwin School 82.7

## ○ Most Improvement in CPI -

- ELA – Litwin School +8.4
- Math – Litwin School +9.3
- Science – Fairview School +15.7



# Gains to be Recognized!

- Barry & Bowe progressed 6.1 CPI points in ELA
- Streiber progressed 6.5 CPI points in Math
- Litwin progressed 13.7 CPI points in Science
  
- Litwin improved the school percentile ranking by 18%
- Bowe & Bowie improved the school percentile ranking by 11%
- Barry improved the school percentile ranking by 9%
  
- Barry, Bowe, Lambert-Lavoie, Litwin, and Stefanik met all state targets.
- CHS increased PPI by 46 points.

# Progress & Performance Index (PPI)

- ▶ To recap the meaning of Progress & Performance Index (PPI) –
  - \* schools and districts are classified into a level based on a four-year progress and performance index (PPI) including:
    - Composite Performance Index (CPI)
    - Student Growth
    - Extra Credit for dropout re-engagement
    - Extra Credit for growth on ACCESS for ELL's
    - Extra Credit for increasing percentage in advanced
    - Extra Credit for decreasing percentage in warning
  - \* schools are classified into percentiles relative to other schools in the grade span

# Progress & Performance Index (PPI)

## Progress and Performance Index (PPI) Subgroup Data

[About the Data](#)

View Detailed 2016 Data for Each Indicator		Points Awarded			
		2013	2014	2015	2016
<b>English Language Arts</b>	Narrowing proficiency gaps (Composite Performance Index)	75	75	75	0
	Growth (Student Growth Percentiles)	50	75	75	50
	Extra credit for decreasing % Warning/Failing (10% or more)	0	0	25	0
	Extra credit for increasing % Advanced (10% or more)	25	25	0	25
<b>Mathematics</b>	Narrowing proficiency gaps (Composite Performance Index)	100	100	100	100
	Growth (Student Growth Percentiles)	75	100	100	100
	Extra credit for decreasing % Warning/Failing (10% or more)	25	25	0	0
	Extra credit for increasing % Advanced (10% or more)	25	25	25	25
<b>Science</b>	Narrowing proficiency gaps (Composite Performance Index)	75	100	25	25
	Extra credit for decreasing % Warning/Failing (10% or more)	25	25	0	0
	Extra credit for increasing % Advanced (10% or more)	25	25	0	0
<b>High School</b>	Annual dropout rate	-	-	-	-
	Cohort graduation rate	-	-	-	-
	Extra credit for dropout re-engagement (2 or more)	-	-	-	-
<b>English language acquisition</b>	Extra credit for high growth on ACCESS for ELLs assessment (Student Growth Percentile on ACCESS)	-	-	25	25
Points awarded for narrowing proficiency gaps, growth, and high school indicators		375	450	375	275
Points awarded for extra credit		125	125	75	75
Total points awarded		500	575	450	350
Number of proficiency gap narrowing, growth, and high school indicators		5	5	5	5
<b>Annual PPI = (Total points / Number of indicators)</b>		<b>100</b>	<b>115</b>	<b>90</b>	<b>70</b>
<b>Cumulative PPI = (2013*1 + 2014*2 + 2015*3 + 2016*4) / 10</b>		<b>Met Target</b>			<b>88</b>

# Where and Why are we Implementing Computer Based Testing for the Next Generation MCAS?

Full CBT Sites: Barry, Lambert Lavoie, Stefanik, Dupont, and Academy

Grades 4 & 8 Online: Bowe, Bowie, Litwin, Bellamy, Fairview, and Streiber

All Elementary and Middle Schools will have their 2016 accountability and assistance level “held harmless.” Level can improve from previous year, but cannot decline.

	Total # of Districts	CBT- All Grades		CBT- Gr. 4 & 8 Only		Mix of Paper & Computer		Waiver Requested	
		#	%	#	%	#	%	#	%
Gr 3-8	378	137	38%	145	39%	68	19%	19	4%

# Accomplished in 2015-2016

- ▶ Science and Technology/Engineering Curriculum Framework/Standards
- ▶ Instructional Leadership Teams
- ▶ Low Income Education Access Project (LEAP)
- ▶ Professional Development Theme: Building Relationships, Strong Connections
- ▶ Adopted a new elementary Core Reading Program

# Where are we going?

- ▶ Focus on High School Level
- ▶ Math transitions from Middle to High
- ▶ Offer New HS Integrated Math Courses for Gr. 9-10
- ▶ Biology MCAS as opposed to Physics
- ▶ English Language Arts Curriculum
- ▶ Digital Learning Curriculum
- ▶ Professional Development Catalog

# Are we keeping up?

- ▶ Professional Development Collaboration among Districts
- ▶ DESE 2016 Spring & Fall Curriculum Summit for Science Standards and LEAP
- ▶ DESE Urban Superintendent Visits
  - ▶ Bellamy- Social & Emotional Learning
- ▶ Chicopee Administrators on DESE Urban Literacy, Math, Science, and ELL Committees

# Questions?

